














City Development Performance Summary Quarter 2 2016/17

No.	Ambitions	Outcomes We want everyone in Leeds to:	Priorities	Key Performance Indicators (KPI) (BCP = Best Council Plan) * = cumulative	2016/17 Target	Quarterly Proxy Indicators (* = cumulative)	Q1 Result & RAG	Q2 Result & RAG	
1	Leeds... A Strong Economy and a Compassionate City	Be safe and feel safe	Keeping the streets clean and improving road safety	Annual KPI: Reduce number of people killed or seriously injured (KSI) in road traffic accidents* <small>(Reported quarterly using calendar year quarters 3 months in arrears)</small>	<=263 (2015/16 result = 338)	N/A	67 people 	150* people 	
2				Annual KPI: Reduce number of CYP killed and seriously injured (KSI) on the city's roads* <small>(Reported quarterly using calendar year quarters 3 months in arrears)</small>	Reduce (2015/16 result = 38)	N/A	6 children 	18* children 	
3		Enjoy happy, healthy, active lives	Promoting physical activity	BCP Annual KPI: Percentage of adult population active for 30 mins once per week	Increase (2015/16 result = 36.5%)	% change in visits to Leisure Centres*	5.38% increase 	0.26%* increase 	
4		Earn enough to support themselves and their families	Supporting economic growth and access to economic opportunities	BCP Annual KPI: Business rate growth <small>(compared with 2012/13 baseline)</small>	Increase Growth (2015/16 result = 1.43% decrease)	Quarterly National Non-Domestic Rates	2.17% growth 	1.63% growth 	
5				BCP Annual KPI: Jobs growth	Increase (2015/16 result = 344,100 jobs)	N/A	N/A	363,000 (2016/17 Annual Result) 	
6a		Live in good quality, affordable homes within clean and well cared for places	Providing enough homes of a high standard in all sectors	BCP Annual KPI: Housing growth target *	3,660 Homes	3,260 New Homes	New Homes <small>(incl newly built, conversions, C2 elderly and net of demolitions)</small>	683 New homes 	1,562* New homes 
6b						400 Empty Properties Returned to Use	Long term empty properties returned to use <small>(net reduction)</small>	214 Empty properties 	278 Empty properties 
7		Move around a well-planned city easily	Helping deliver a well-connected transport system	BCP Annual KPI: Access to employment by public transport	Increase (2014 result = 81.3%)	N/A	See report	See report	
8									Providing an inclusive, accessible range of transport options
9	Enjoy greater access to green spaces, leisure and the arts	Hosting world class events in Leeds	Supporting a resilient, inclusive, cultural and creative sector	BCP Annual KPI: Overall satisfaction with cultural provision in Leeds	Increase (2015/16 result = 73%)	N/A	See report		
		Enhancing the quality of our public realm and green spaces							